


# Welcome to National Online Safety introduction for parents

This short presentation will guide you through logging on and give you an overview of the platform



**REGISTER: CREATE YOUR ACCOUNT**

Please complete the below to register your account on National Online Safety

<b>First Name</b>	<b>Last Name</b>
<input type="text"/>	<input type="text"/>
<b>Email Address</b>	<b>Confirm Email Address</b>
<input type="text"/>	<input type="text"/>
<b>Password</b>	<b>Confirm Password</b>
<input type="text"/>	<input type="text"/>

**Are you a parent/carer or staff?**

☒ Parent/Carer

☐ Staff

☐ I have read and agree to the website [terms and conditions](#)



**REGISTER →**


**YOU HAVE BEEN INVITED TO JOIN**

**Gretton School**

Gretton School has invited you to join us at National Online Safety. Please provide your details to create an account and start learning.

**LOGIN**

 How can we help? 

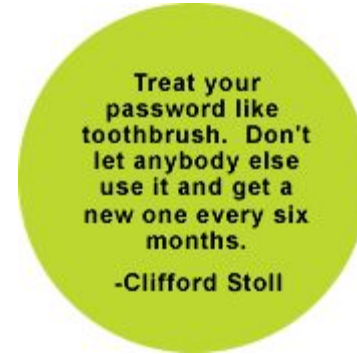


<https://nationalonlinesafety.com/enrol/gretton-school-1>

To log on .....



Complete your personal details, and create a password that you will remember (a memorable sentence, word or place is quite good with added numbers and symbols).



**Then click register**

The first page you will see will ask if you are an Educator or Parent of a child who attends the school, please select 'parent' and click confirm when prompted.

The screenshot displays the National Online Safety (NOS) website. The top navigation bar includes the NOS logo, a search bar, and links for 'HOW TO USE' and 'HELP CENTRE'. On the right, there are links for 'Admin', 'Log Out', and a 'GO' button. A sidebar on the left contains a 'My Hub' section with links to 'My Record', 'Browse', and 'Watch Lists'. Below this is a 'QUICK FILTER' section with links to 'NOS Courses', 'Explainer Videos', 'Monthly Updates', 'School Webinars', 'Guides', and 'Lesson plans'. The main content area features a grid of video thumbnails, each with a title, a category tag, and an 'Add To Watchlist' button. The thumbnails are arranged in a 4x2 grid. The first row includes 'Let's Connect this Christmas (Some Way)' (Social Media, Mental Health, Online Relationships), 'We Get Locked Down' Christmas Song 2020 (Technology, Remote Education), 'An Introduction to Streaming' (Streaming, Explainer Videos), and 'An Introduction to Social Media' (Social Media, Explainer Videos). The second row includes 'An Introduction to Privacy & Security' (Privacy, Explainer Videos), 'An Introduction to Online Bullying' (Online Bullying, Explainer Videos), 'An Introduction to Online Gambling' (Gambling, Explainer Videos), and 'An Introduction to Online Gaming' (Gaming, Explainer Videos). The third row includes 'An Introduction to Mental Health & Wellbeing' (Mental Health, Explainer Videos), 'An Introduction to Online Relationships' (Online Relationships, Explainer Videos), 'An Introduction to Copyright & Ownership' (Copyright, Explainer Videos), and 'An Introduction to Online Information' (Online Information, Explainer Videos). A green chat bubble icon is visible in the bottom right corner.

NOS National Online Safety

HOW TO USE HELP CENTRE

Admin | Log Out

Search... Sort By All Categories GO

Include Coming Soon

My Hub

My Record

Browse

Watch Lists

QUICK FILTER

NOS Courses

Explainer Videos

Monthly Updates

School Webinars

Guides

Lesson plans

ONLINE RISKS

Copyright

Gambling

Mental Health

Online Bullying

Online Identity

Online Information

Online Platforms

Online Relationships

Privacy & Security

Remote Education

Social Media Mental Health Online Relationships

Let's Connect this Christmas (Some Way)

Technology Remote Education

'We Get Locked Down' Christmas Song 2020

Streaming Explainer Videos

An Introduction to Streaming

Social Media Explainer Videos

An Introduction to Social Media

Privacy Explainer Videos

An Introduction to Privacy & Security

Online Bullying Explainer Videos

An Introduction to Online Bullying

Gambling Explainer Videos

An Introduction to Online Gambling

Gaming Explainer Videos

An Introduction to Online Gaming

Mental Health Explainer Videos

An Introduction to Mental Health & Wellbeing

Online Relationships Explainer Videos

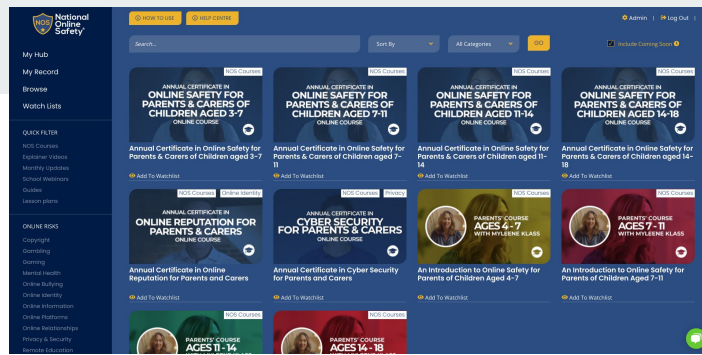
An Introduction to Online Relationships

Copyright Explainer Videos

An Introduction to Copyright & Ownership

Online Information Explainer Videos

An Introduction to Online Information



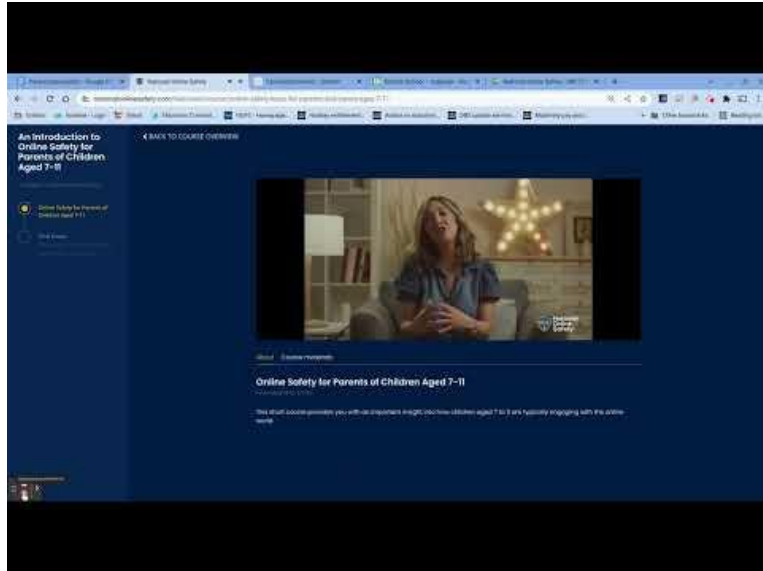
You will then see a dashboard of many courses, please do not feel overwhelmed by the quantity available to you, this presentation will help you make sense of what is appropriate for you.

First of all using the list on the left hand side and accessing the Quick Filter, select NOS courses. This will bring up a list of courses of specific age ranges for you to watch, none of the courses are longer than 5 minutes long, these are aimed for busy parents to be able to fit learning about online safety into their daily schedules.

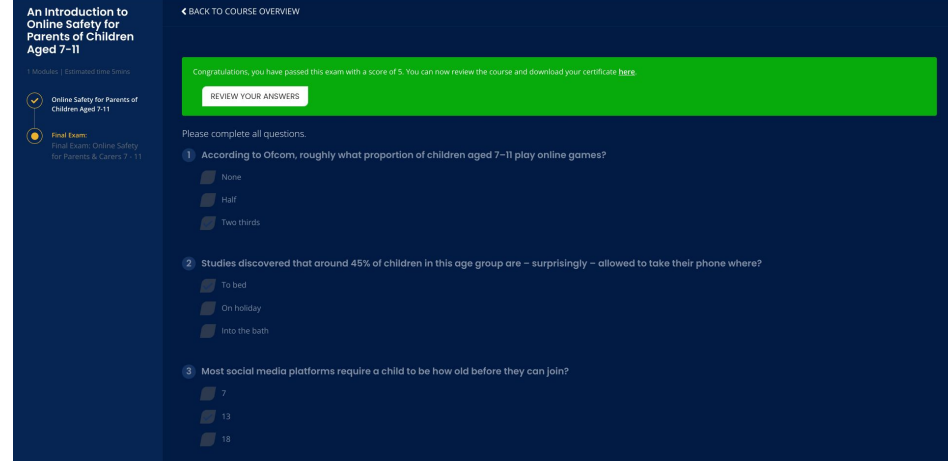
As you know the online world changes quickly and these courses are designed to keep you up to date with content that is appropriate for you and your family. You are welcome to watch any of these but we recommend that you start with the most appropriate for your child who attends

Gretton School.

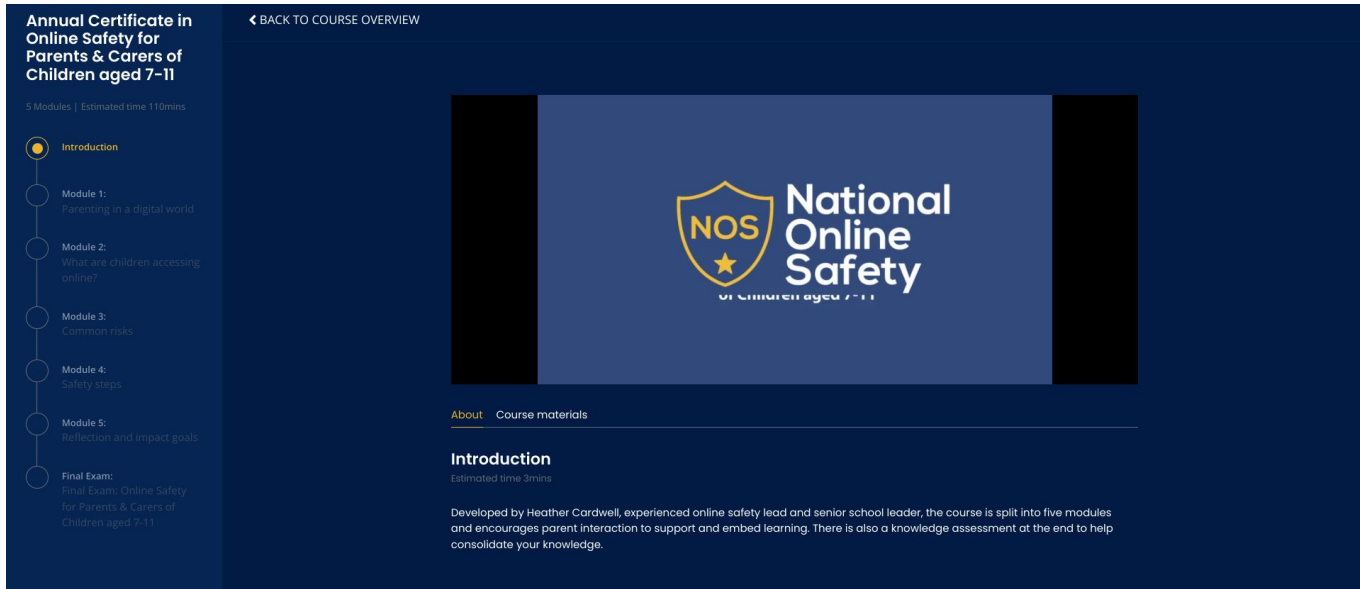
We have chosen 'An Introduction to Online safety for parents of student aged 7-11' for the purposes of this presentation.



Once you have watched the video there is a small quiz at the end just to test your knowledge.



As well as the Introduction videos aimed at specific age groups, you can also choose to watch the 'Annual Certificate' training videos. These are longer training sessions, split into sections with downloadable content to keep for reference.



The screenshot displays a course interface for the 'Annual Certificate in Online Safety for Parents & Carers of Children aged 7-11'. On the left, a sidebar lists the course structure: Introduction, Module 1: Parenting in a digital world, Module 2: What are children accessing online?, Module 3: Common risks, Module 4: Safety steps, Module 5: Reflection and impact goals, and Final Exam: Final Exam: Online Safety for Parents & Carers of Children aged 7-11. The main content area features a large video player showing the 'National Online Safety' logo, which includes a shield with 'NOS' and a star, and the text 'National Online Safety of Children aged 7-11'. Below the video player, there are tabs for 'About' and 'Course materials', with 'Introduction' selected. The 'Introduction' section indicates an estimated time of 3 mins and provides a description: 'Developed by Heather Cardwell, experienced online safety lead and senior school leader, the course is split into five modules and encourages parent interaction to support and embed learning. There is also a knowledge assessment at the end to help consolidate your knowledge.'

But again the videos are short and you can stop and come back later. Again there is a final quiz to test your knowledge.

If you wish to know more about a specific topic, input the topic into the search bar for example, online gaming. You will then see all the explainer videos and guidance the platform has on that topic.

The explainer videos are again very short, I personally find these a really useful resource as the information is relevant and to the point and probably includes terminology that our learners (your children) use but us as adults do not.




The screenshot displays the National Online Safety (NOS) website interface. On the left is a dark blue sidebar with the NOS logo at the top. Below the logo are sections: 'My Hub', 'My Record', 'Browse', and 'Watch Lists'. Under 'QUICK FILTER', there are links for 'NOS Courses', 'Explainer Videos', 'Monthly Updates', 'School Webinars', 'Guides', and 'Lesson plans'. Under 'ONLINE RISKS', there are links for 'Copyright', 'Gambling', 'Gaming', 'Mental Health', 'Online Bullying', 'Online Identity', 'Online Information', 'Online Platforms', 'Online Relationships', 'Privacy & Security', and 'Remote Education'.

The main content area has a dark blue header with the NOS logo and navigation links: 'HOW TO USE' and 'HELP CENTRE'. On the right of the header are links for 'Admin' and 'Log Out'. The main title is 'An Introduction to Online Gaming'. Below the title is a progress bar labeled 'Not started' and a runtime indicator 'Runtime 2 minutes 16 seconds'. There is a 'START LEARNING' button and a star rating of 4.5 stars with 'Read Reviews (17)'. The video description text reads: 'Online gaming is simply the playing of a video game over the internet, usually with friends. Online games can be played on any number of devices from dedicated video games consoles such as PlayStations, Xboxes, and Nintendo Switches, to PCs, laptops and mobile phones. Online gaming provides many benefits. Unfortunately, it also comes with some risks. As well as developing gaming disorder, the ability to play and chat online with others around the world can leave children open to scamming, grooming, and online bullying. Loot boxes and skin betting have also received widespread attention for encouraging similar behaviour associated with gambling.' Below the text is a 'Read More' link.

At the bottom of the main content area is a white box titled 'About The Expert' with the NOS logo. The text reads: 'National Online Safety. At National Online Safety, our mission is to make the internet a safer place for children by equipping school staff, parents and children with the knowledge they need to understand online dangers.' A green chat bubble icon is in the bottom right corner.

Under the **QUICK FILTER** you can access the monthly newsletters which again are in video format. The webinars are designed to give you an overview of online safety news over the past month and are opinion-based, giving commentary on current issues that you may have seen in the press.



The GUIDES are copies of the information that we send out weekly in our newsletters and are available here for you to download for your own personal use to discuss with your children at home.


As well as being able to search for a topic within the search bar you can also use the links down the left hand side to look at content available on specific topics.

If you wish to create your own easy access 'watch list' you can do this by just clicking on 'add to watch list' at the bottom of each content.

**My Hub** shows the content that you have been viewing and My Record is similar but in a list format with the option of being able to download your training videos.



We hope to use the Online Safety Platform to tailor guidance and advice for our learners and their families, this will be done by either class staff or the safeguarding team contacting you and identifying the content we feel would be beneficial to your family.



You can also access all of the content from your smartphone by searching for National Online Safety in your app store.

We hope you find the information helpful, we have certainly learnt things we didn't know. We recommend that over the half term break you take time to either sign up as an adult or even better with your children and learn together, there's no better way of enhancing your knowledge than being guided by your own children after all they are the ones we are helping to keep safe so we need to follow their lead with interests and the content they are wanting to access.



If you have any questions, please feel free to email [clare.bailey@grettonschool.com](mailto:clare.bailey@grettonschool.com)

[Please remember to take a look at our updated safeguarding page on the website](#)